



THE JOURNAL OF
CLINICAL PSYCHIATRY

THE OFFICIAL JOURNAL OF THE AMERICAN SOCIETY OF CLINICAL PSYCHOPHARMACOLOGY

Supplementary Material

Article Title: Functional Impairment in Youth With ADHD: Normative Data and Norm-Referenced Cutoff Points for the Before School Functioning Questionnaire and Parent Rating of Evening and Morning Behavior Scale-Revised

Author(s): Stephen V. Faraone, PhD; Norberto J. DeSousa, MA; Marina Komolova, PhD; F. Randy Sallee, MD, PhD; Bev Incledon, PhD; and Timothy E. Wilens, MD

DOI Number: <https://doi.org/10.4088/JCP.19m12956>

List of Supplementary Material for the article

1. [Figure 1](#) Histograms of the (A) BSFQ, (B) PREMB-R AM and (C) PREMB-R PM Total Scores
2. [Figure 2](#) Distribution of Severity Ratings on the 20 Items of the BSFQ by ADHD Status
3. [Figure 3](#) Distribution of Severity Ratings on the 3 Items of the PREMB-R AM and the 8 Items of PREMB-R PM by ADHD Status

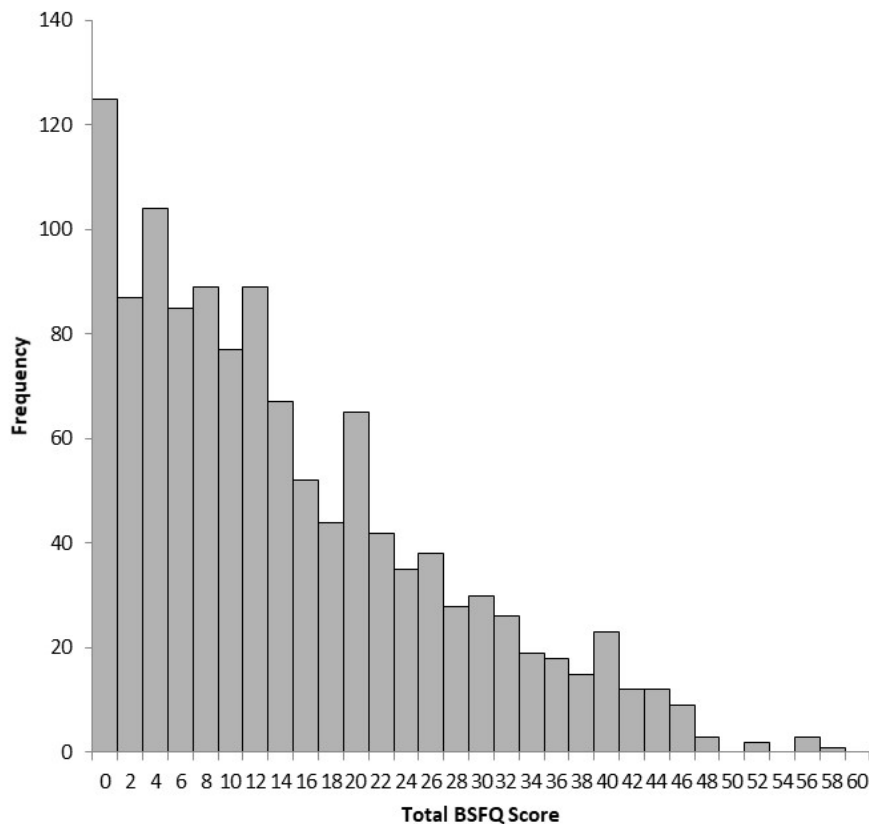
Disclaimer

This Supplementary Material has been provided by the author(s) as an enhancement to the published article. It has been approved by peer review; however, it has undergone neither editing nor formatting by in-house editorial staff. The material is presented in the manner supplied by the author.

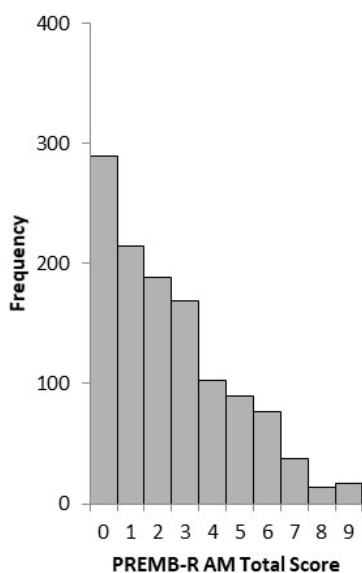
SUPPLEMENTARY MATERIAL

Supplementary Figure 1: Histograms of the (A) BSFQ, (B) PREMB-R AM and (C) PREMB-R PM Total Scores

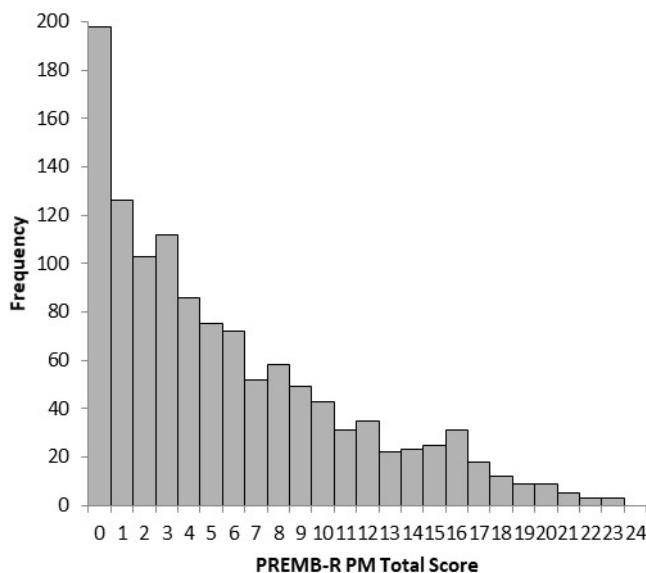
A BSFQ



B PREMB-R-AM

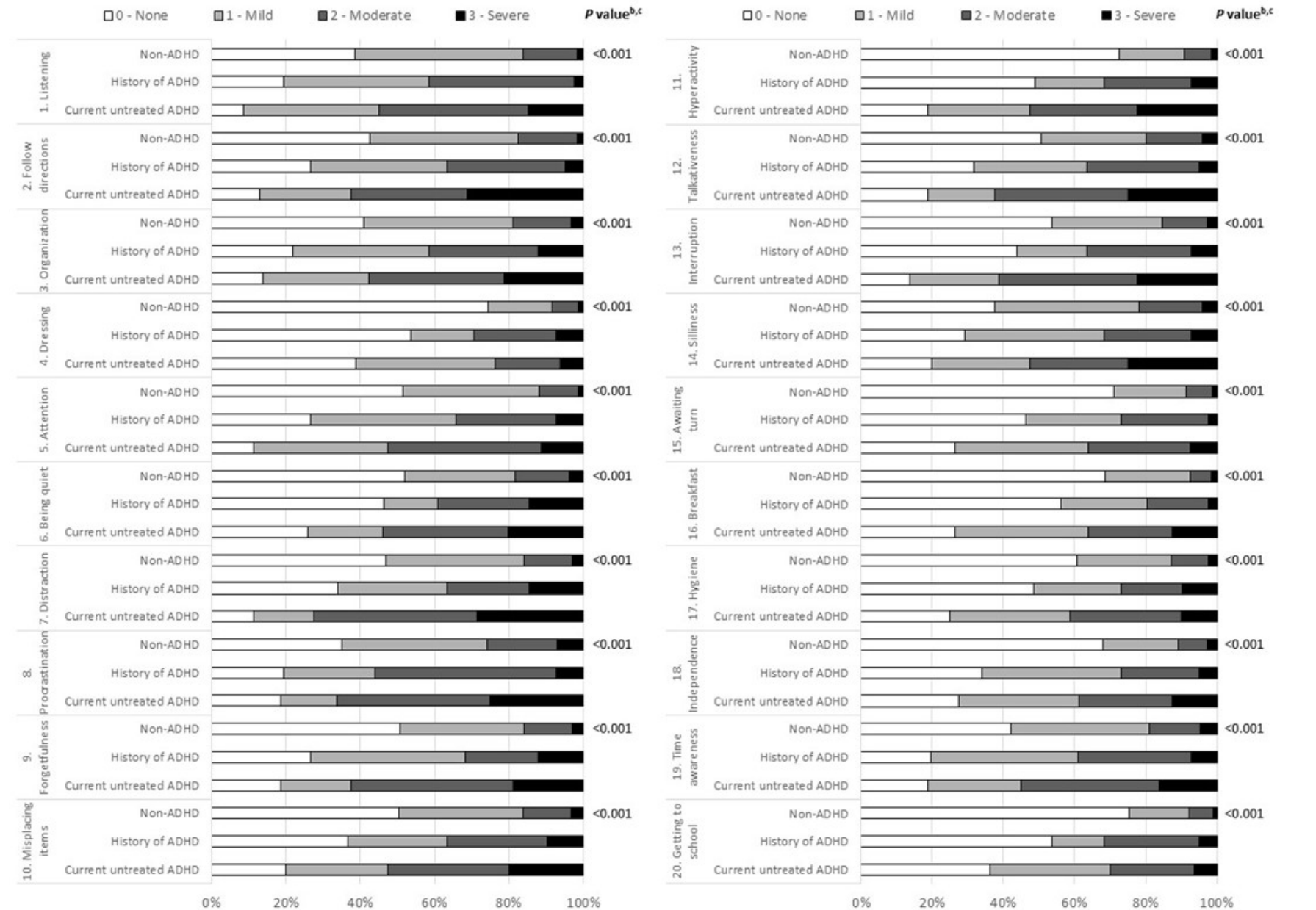


C PREMB-R-PM



BSFQ, Before School Functioning Questionnaire; PREMB-R AM, Parent Rating of Morning and Evening Behavior-Revised, Morning subscale; PREMB-R PM, Parent Rating of Morning and Evening Behavior-Revised, Evening subscale.

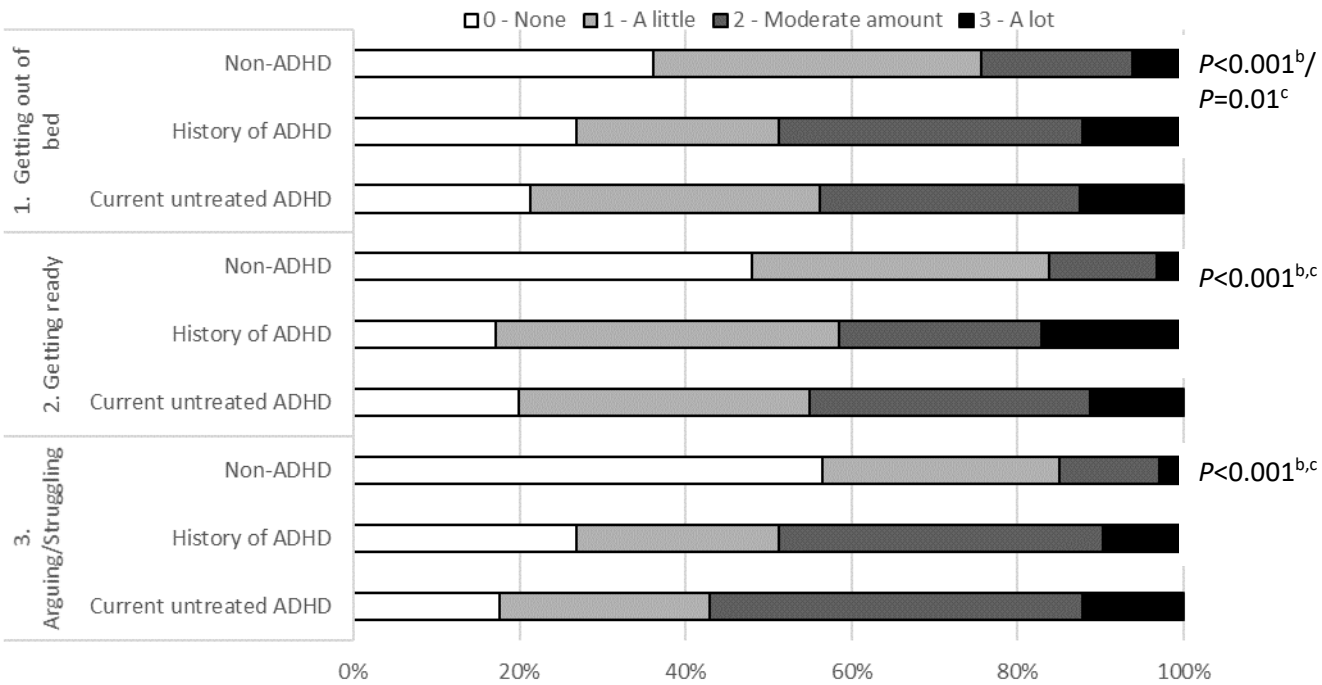
Supplementary Figure 2. Distribution of Severity Ratings on the 20 Items of the BSFQ by ADHD Status^a



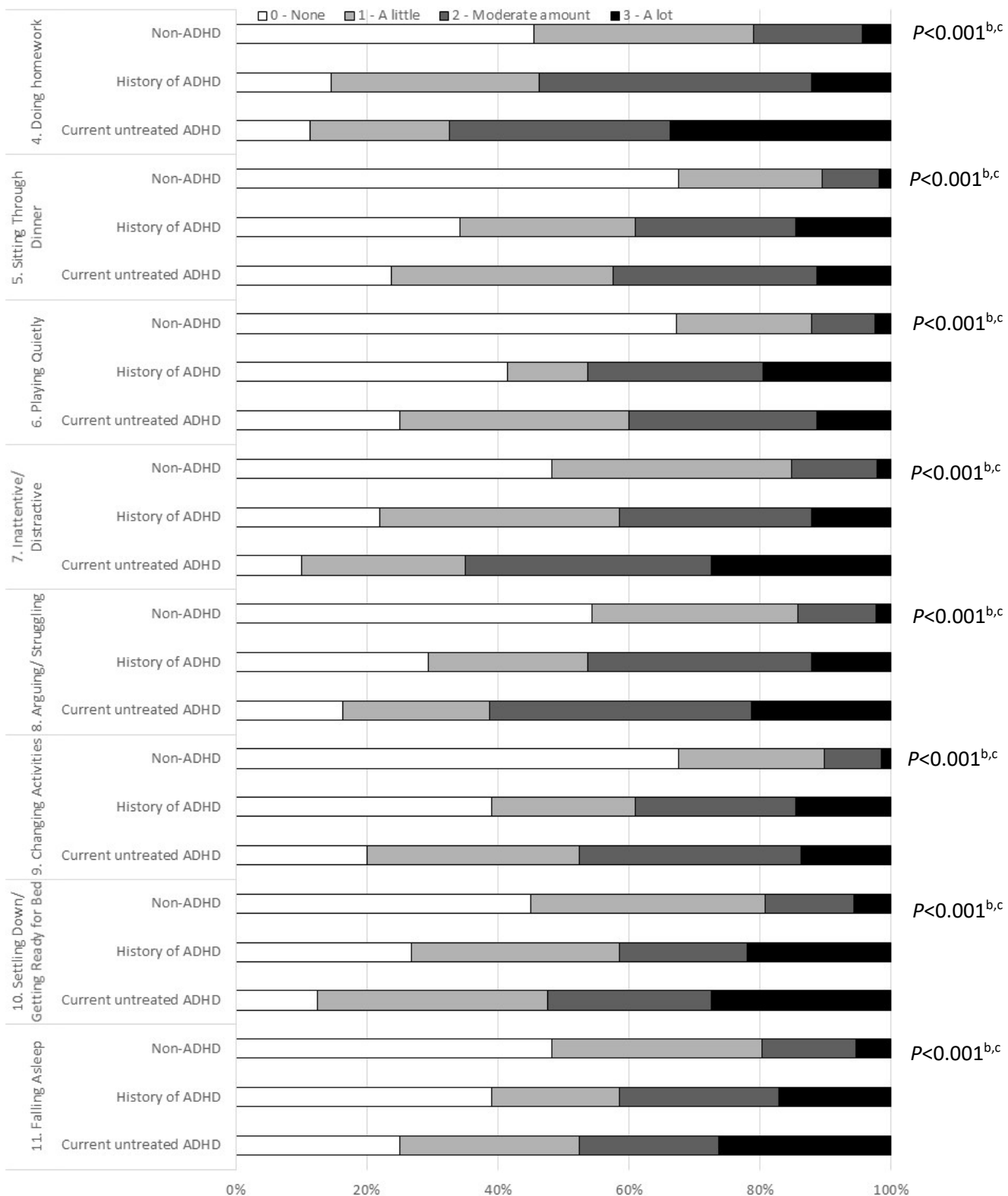
^aStatistical differences across the three groups (ie, youth without ADHD [n = 1079], those with a history of ADHD [n = 41], and those with current untreated ADHD [n = 80]) were determined by Chi-square test and adjusted for the following comorbid disorders/conditions with a logistic regression model: cigarette smoking, substance use disorder, oppositional defiant disorder, conduct disorder, depression, insomnia/sleep disorders, anxiety disorder, obsessive compulsive disorder, learning disability, and developmental disorder; ^bUnadjusted P value; ^cAdjusted P value. ADHD, attention-deficit/hyperactivity disorder; BSFQ, Before School Functioning Questionnaire.

Supplementary Figure 3. Distribution of Severity Ratings on the 3 Items of the PREMB-R AM and the 8 Items of PREMB-R PM by ADHD Status^a

PREMB-R AM



PREMB-R PM



^a Statistical differences across the three groups (ie, youth without ADHD [n = 1079], those with a history of ADHD [n = 41], and those with current untreated ADHD [n = 80]) were determined by Chi-square test and adjusted for the following comorbid disorders/conditions with a logistic regression model: cigarette smoking, substance use disorder, oppositional defiant disorder, conduct disorder, depression, insomnia/sleep disorders, anxiety disorder, obsessive compulsive disorder, learning disability, and developmental disorder; ^b Unadjusted P value; ^c Adjusted P value.

ADHD, attention-deficit/hyperactivity disorder; PREMB-R AM, Parent Rating of Morning and Evening Behavior-Revised, Morning subscale; PREMB-R PM, Parent Rating of Morning and Evening Behavior-Revised, Evening subscale.